



PRESCRIBED BOWEL PREP INSTRUCTIONS: PLENVU

Please follow these instructions, not the ones on the PLENVU box. This prep is time sensitive and requires you to follow the instructions exactly.

What you will need:

- Plenvu (picked up from your pharmacy)
- Clear liquids (see examples below)

The day before your colonoscopy:

- Drink only clear liquids throughout the day starting in the morning (see examples below).
- No red or purple liquids.
- No solid foods or soft foods are allowed.
- No milk or dairy products are allowed.

Clear liquids are those you can “see through”. Examples include:

- Water
- Apple Juice
- White cranberry juice
- White grape juice
- Tea (no milk or cream)
- Clear broth or bouillon
- Ginger Ale
- Lemon Lime soda / Lemonade (no pulp)
- Kool-Aid or other fruit flavored drinks
- Jell-O
- Ice popsicles
- Black coffee (No creamer or milk)
- Hard candies
- Carbonated Soda
- Sports drink (Gatorade, Vitamin Water, Powerade, etc.)

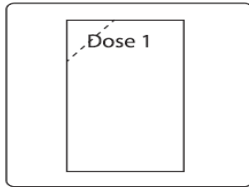
If you are having difficulty drinking the prep:

- You can mix your prep mid-day and put in the refrigerator until you are ready to drink.
- Put your prep over ice or use a straw to drink it.
- Use ginger-ale, lemon/lime wedges, or any other clear liquid in between the prep to make it more enjoyable.
- Suck on hard candies (no red or purple).
- Take a break from drinking, walk around, and then resume drinking the prep.
- For discomfort while wiping, use wet wipes and apply Vaseline/Desitin to the area.*
- Remind yourself, you are doing this for your own health.
- If you are having problems completing your prep or you are still passing brown fluid after completing your prep, please contact the office: 480-563-5757.

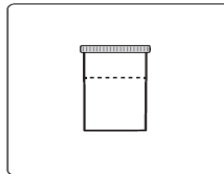
The evening before your colonoscopy: / /

- 6:00 pm you will begin drinking your prep
- To mix your prep:
 - Mix the contents of the “Dose 1” pouch with 16 ounces of water in the provided container.
 - Stir the solution until it is completely dissolved. This may take up to 2-3 minutes.
 - Drink the mixed solution within 30 minutes.
 - Refill the provided container with 16 ounces of clear liquid and drink within 30 minutes.

• Dose 1



• A mixing container with removable lid:

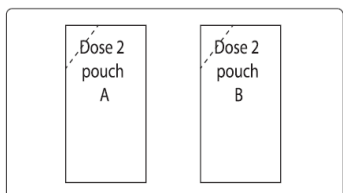


NOTE: Take your time mixing the solution. If you do not let the solution dissolve, the medication will not work.

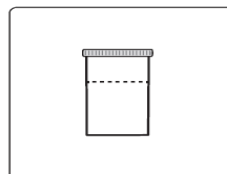
The day of your colonoscopy / / at : am/pm

- Begin drinking the second dose of your prep
- To mix your prep:
 - Mix the contents of the “Dose 2 pouch A” and “Dose 2 pouch B” with 16 ounces of water in the provided container.
 - Stir the solution until it is completely dissolved. This may take up to 2-3 minutes.
 - Drink the mixed solution within 30 minutes.
 - Refill the provided container with 16 ounces of clear liquid and drink within 30 minutes.

• Dose 2 Pouch A and Dose 2 Pouch B (to be taken together)



• A mixing container with removable lid:



NOTE: You must complete the entire prep to ensure the most effective cleansing.

DO NOT DRINK ANYTHING AFTER : am/pm

You must not drink anything or put anything in your mouth, including your prep, after the stated time. This includes water, gum, mints, and hard candies. Failure to follow these instructions will result in a cancellation of your procedure.